

Liquid Flash 1

Microfibre reinforced waterproofing membrane

Packaging



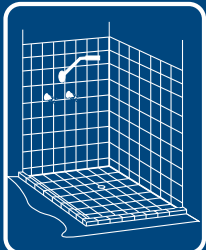
Mixing



Application



Uses



Substrates

PIPES
Metal, Plastic
ROOFS
Metal, Concrete,
Brick, Block,
Cement render

Description

Liquid Flash 1 is a premixed one-pack, grey, water based, microfibre reinforced acrylic flexible waterproofing membrane that is easily applied with a brush to form a resilient waterproof/ flashing membrane between different building surfaces. **Liquid Flash 1** will remain pliable and elastic and will bridge cracks and smooth irregular surfaces. The cured membrane is resistant to UV and mild chemical attack.

Liquid Flash 1 conforms to AS/NZS 4858. Class 3 membrane for use in internal wet areas. Internal wet areas must be waterproofed in accordance with AS3740 and local regulations.

Uses

A waterproof membrane for roofs, balconies, retaining walls, planter boxes, internal wet areas (e.g. bathrooms, kitchens, laundries and toilets). A flashing material for roof vent pipes, parapet walls and roof sheeting/tiles. For use on cement render, concrete, brick, block and building boards such as gypsum and cement sheeting on walls and compressed cement sheeting on floors, roof and gutter repairs.

Features

- Easy to apply - apply straight from the bucket
- Permanently flexible microfibre reinforced membrane
- Excellent UV Light resistance
- Excellent adhesion to correctly prepared surfaces
- Bridges cracks
- Colour - grey and can be overpainted with water based acrylic paints to colour match surroundings

Coverage (Approximate)

Two coats give a final coverage of 2L/m² (dry film thickness of 1.5mm).

Performance Data

Conforms to AS/NZS 4858 Class 3 membrane

Weather Resistance Slight chalking after over 5000 hours QUV

Moisture Vapour Transmission 0.001 perms-cm when tested in accordance with ASTM: E96-66

Tensile Strength (AS/NZS 4858) 1.5MPa

Elongation (AS/NZS 4858) 420%

Adhesion to Substrates (AS1526J)

Aluminium 4.75N/mm²

Mortar 0.57N/mm²

Glass 0.69N/mm²

Exceeds SISIR (Singapore) requirements for rooftop waterproofing

Specification

The waterproof flashing shall be a microfibre reinforced water based acrylic membrane and have a tensile strength 1.5MPa and 420% elongation such as **Liquid Flash 1** manufactured by **Construction Chemicals** and shall be applied in accordance with the manufacturer's instruction.

Surface Preparation

The surface to be waterproofed must be structurally sound and free from dirt, dust, grease, paint, wax, laitance and all other contaminants. Treat surfaces as follows before applying **Liquid Flash 1**.

Galvanised iron (new) - degrease with xylene or similar and wash clean with water and allow to dry.

Rusty surfaces - wire brush to remove flaky rust and treat with a rust inhibitor.

Timber - prime with a timber primer.

Plastic pipes - roughen area to be coated with sand paper.

Painted surfaces - abrade with a wire brush or sand down to obtain a good mechanical key. Scrub thoroughly with detergent and water and allow to dry.

Cement sheet / plaster board and porous surfaces - prime with **Primebond**.

Masonry - render must be at least 7 days old, concrete 28 days old and a minimum 25MPa. Smooth surfaces (concrete, compressed cement sheet) must be washed thoroughly and allowed to dry. Prime with **Primax**. Abrade or sand contaminated surfaces to provide a totally clean surface.

Bond Breaker and Reomat

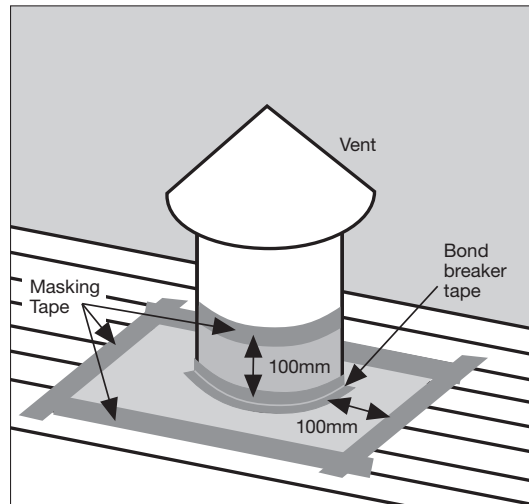
At the junction/joints in building surfaces i.e., floors/walls/walls, wastes etc., apply centrally over the junction, bond breaker tape or a 13mm bead of neutral cure silicone (allow to become touch dry). Apply a 150mm wide thick coat of **Liquid Flash 1** and bed the 140mm wide Reomat into the first wet coat of membrane.

Membrane Application

Application to be applied in accordance with AS3740 and AS4654.2. Apply two coats of membrane to the area to be waterproofed, which must be graded to a waste, and 100mm up the surrounding walls and down waste and drip mould on balconies. Apply the second coat at 90° to the first as soon as it is dry (recoat time is approximately 2 hours @ 23°C @ 50% relative humidity). Apply each coat thickly (approximately 1.5mm wet) allowing it to flow rather than being brushed on. Use a soft brush for best results. Clean wet brushes in water. A final thickness of 1.5mm is required.

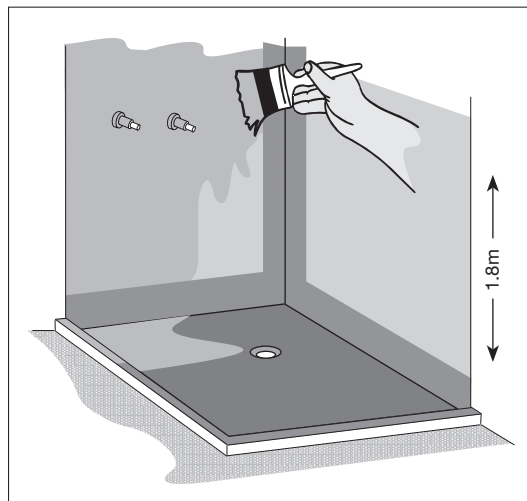
Flashing Application

At the junction of two surfaces apply bond breaker tape equally to both surfaces. This will eliminate wastage of material dropping through the hole and allow for extremes of movement. On round pipes use 50mm square pieces of masking tape around the circumference of the pipe. To make a clean line at the edge of the flashing, apply masking tape to the outside of the area to be coated. Apply two coats 100mm or more to each surface. Can be painted to colour match surroundings.



Shower Alcoves

If pond testing is required, ensure the membrane is allowed to cure for a minimum of 7 days before testing.



Curing

7 days @ 23°C @ 50% relative humidity.
Protect from rain for the first 24 hours.
Cold damp conditions – increase curing time.
Hot dry conditions – reduces curing time.
Immersed applications must be allowed to cure for 28 days before being put into use.

Precautions

- Apply at temperatures between 10°-35°C.
- At above 30°C temperatures the membrane exhibits thermoplastic characteristics
- Do not thin material or add filler
- Do not use over surfaces where continuous rising damp is a problem or hydrostatic pressure is present
- Shower alcoves should be allowed 3 days to cure before tiling. Allow to cure 7 days before use
- Seal damp substrates with one coat of **Epecrete**
- **Liquid Flash 1** will resist light/maintenance foot traffic. Protect the surface with paint/screed/tiling/**Deckgrip** if traffic is more regular.
- Waterproofed areas must be sloped to a drain and water must not pond

Cleaning

Equipment may be cleaned with clean water, cured material with xylene or MEK.

Shelf Life

2 years

**CONSTRUCTION
CHEMICALS**

www.constructionchemicals.com.au

Adelaide Phone (08) 8243 7888

Darwin Phone (08) 8947 1811

Perth Phone (08) 9356 9999

Auckland Phone (09) 273 5444

Brisbane Phone (07) 3271 2944

Melbourne Phone (03) 9761 4711

Sydney Phone (02) 9756 3533

Kuala Lumpur Phone (603) 5122 2522