
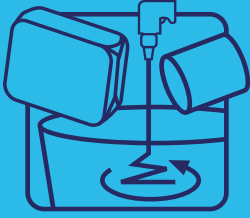



PACKAGING



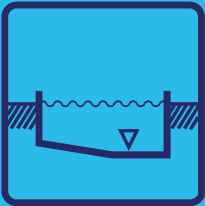

MIXING



APPLICATION



USES



SUBSTRATE

Gypsum
Plasterboard
Cement sheet
Concrete,
Brick, Block
Cement render

SUREBOND A30

High Polymer Bonding Agent



Description

SureBond A30 is an acrylic polymer emulsion which replaces water for mixing with SureGrip T33 adhesive. It is formulated to improve the flexibility, and bond strength when fixing ceramic, porcelain, homogeneous or stone tiles.

Where to use

Use for bonding ceramic, porcelain, marble, granite & other natural stone tiles to interior / exterior floors and walls in residential and commercial high load applications. Suitable for use in tile on tile, and swimming pools, or other continuous immersion situations.

Performance data

Exceeds the performance requirements of ISO 13007.1.

Tensile adhesion strength

3.3MPa (28 days) (mixed with SureGrip T33)

Surface preparation

All surfaces to be tiled should be structurally sound, and clean, free from dust, oil, paint or other contaminants that may reduce proper adhesion.

Precast panels must be cured for 3 months, cementitious screeds must be cured for 28 days, and renders must be cured one week per centimeter of thickness.

Smooth concrete floors must be mechanically roughened, then washed thoroughly and allowed to dry.

Smooth concrete, swimming pools & tile on tile must be primed with SureMax before tiling.

Mixing

Use 4.5 - 5.5 litres of SureBond A30 per 20kg of SureGrip T33. Water must not be added. Gradually add the powder to the SureBond A30 while slowly mixing until a lump-free creamy consistency is achieved. Allow to stand for 5 minutes then restir before using.

Application

Apply a layer to the substrate with pressure and comb in a single direction using a minimum 10mm notched trowel. For tiles 400mmx400mm or greater use a 12mm notch and butter the back of the tile (as per Australian Standard AS3958.1-2007). Place the tiles firmly into the wet mortar, and push back forth to ensure proper contact. The final bed thickness of the adhesive must not be less than 3mm. Spread only enough adhesive to use before it skins over (about 1 metre) at a time. Periodically lift a few tiles to check for acceptable coverage. **DO NOT** spot fix tiles.

Coverage (Approximate)

4.5L - 5.5L per 20kg of SureGrip T33. (Coverage may vary depends on substrate variation)

Cleanup

Cleaning the tiles and tools should be done with water while the adhesive is still fresh.

Tile joints

Internal joints should be a minimum 2mm, external joints a minimum 4mm, or as specified by the tile manufacturer and AS3958.1-2007. **DO NOT** fix tiles with tight joints. With grouted joints of less than 3mm we recommend mixing the grout with Surebond. Ensure the grout is placed deep into joints before smoothing to compact the grout surface. Expansion joints should be provided for every 5-6m where necessary.

Immersed Applications

For immersed applications (e.g. swimming pools), or cool damp areas (e.g. basements), curing must be for a minimum of 7 days before putting into use.

Packing

Available in 5 Litre & 20 Litre.

Shelf life

2 years



UNITY
BUILDING MATERIALS
VALUE CREATION
www.unitymarketing.com.my

The information contained in this technical publication is based on our current knowledge and experience and is provided as a guide only. In view of the many factors that may affect application it is the user's sole responsibility to ensure suitability for a specific purpose.